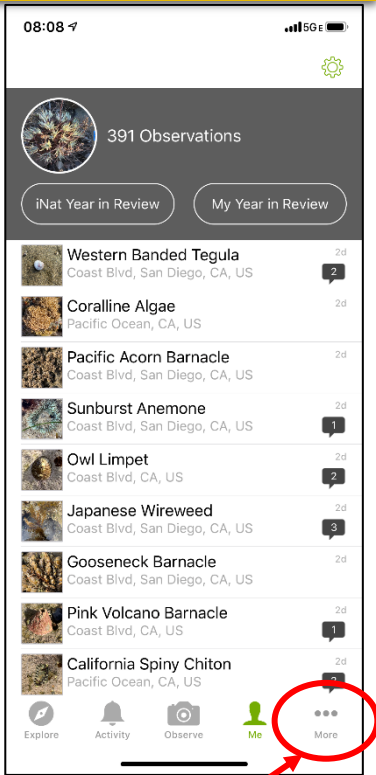


Using your phone to observe species for CNC X USC




1. Join the CNC X USC project



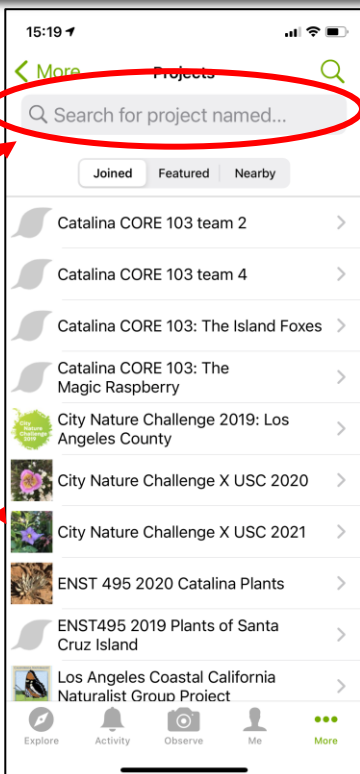
Tap 'More'

2. Join the CNC X USC project



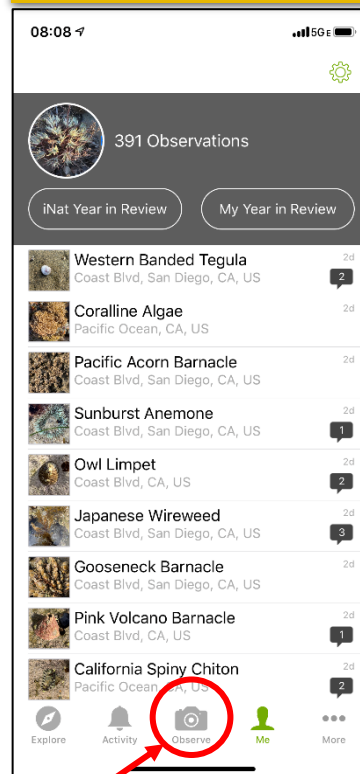
Go to 'Projects'

3. Join the CNC X USC project



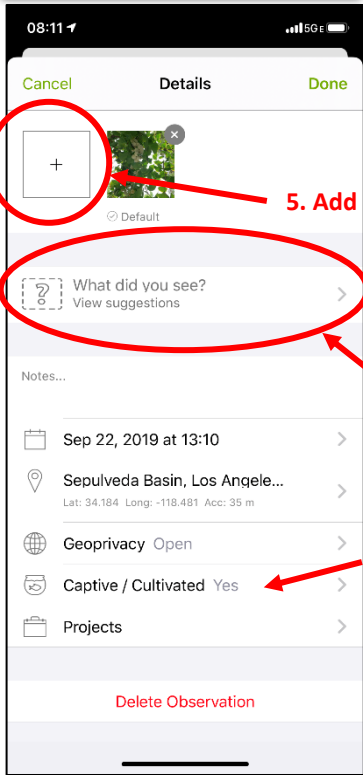
Search for: 'City Nature Challenge X USC 2023' and then tap 'Join'

4. Start observation and take picture



Take a picture or use one(s) from photos

5. Edit your observation: add more pictures

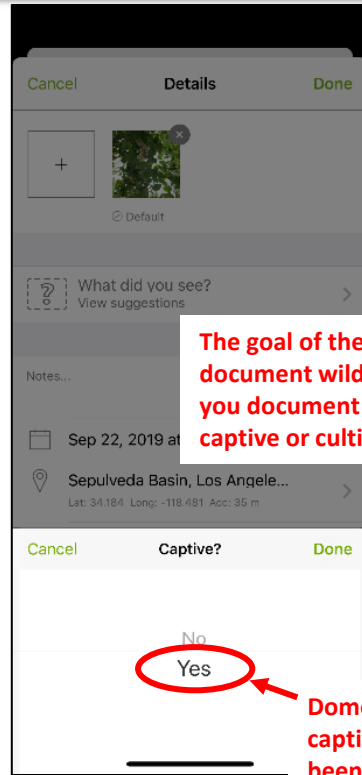


5. Add more pictures

7. Identify observation

6. If necessary, mark as captive/cultivated

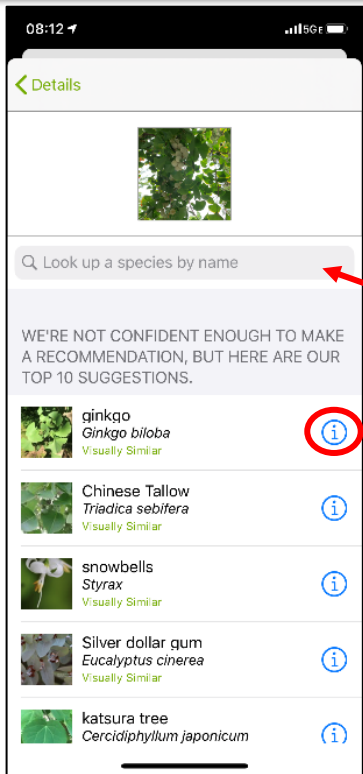
6. Edit your observation: mark captive/cultivated organisms



The goal of the CNC is to document wildlife, however if you document anything captive or cultivated...

Domestic animals, animals in captivity, and plants that have been purposefully planted should be marked yes

7. Try to assign an ID to your observation



If you are unsure, at least mark as Plant, Animal, or Fungus (search here to find)

Tap here to see more pics of suggested species

8. The CNC X USC 2023 project is set up to automatically add your observations (no need to add manually)

